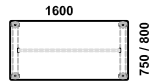
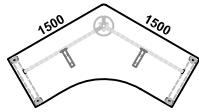
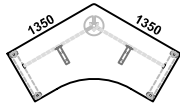


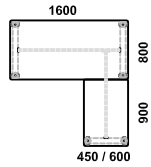
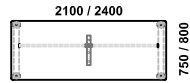
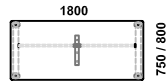
Worktop styles




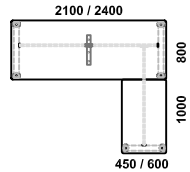
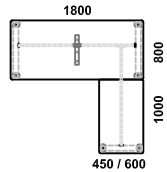
120 Degree



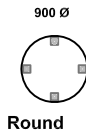

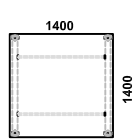
Rectangle



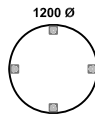
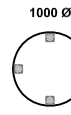
L-Shape



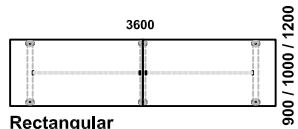
Square



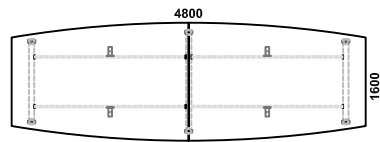
Round



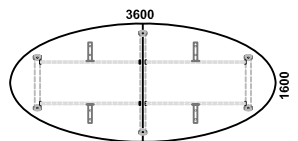
Conference table style



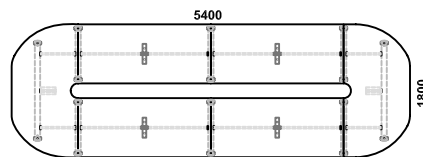
Rectangular



Boat Shape




Ellipse




Racetrack


Worktop edges



square edge



reverse chamfer edge

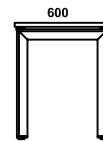


veneer edge

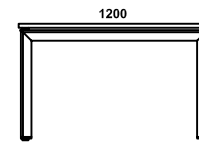
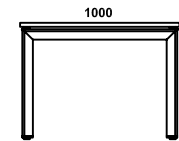
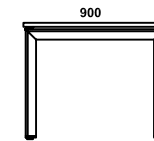
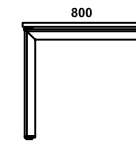
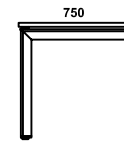


veneer chamfer edge

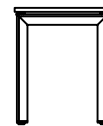
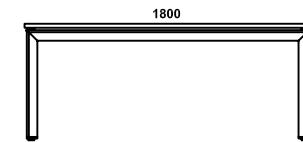
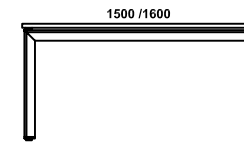
C-LEG



C- Leg

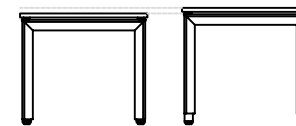


C- Leg Bench



C- Leg
Fixed Height

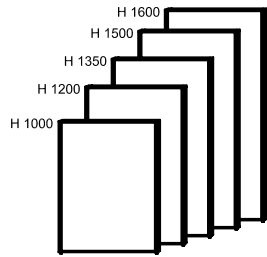
Height comes in
730 / 750mm



C- Leg
Adjustable Height

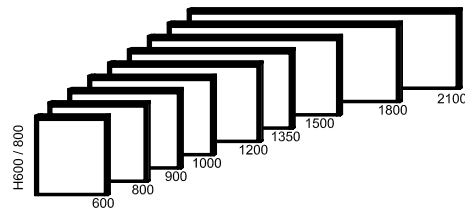
Height adjust from
690 - 750mm

Tri_com : dividing screens

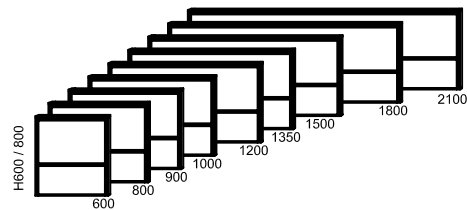


Freestanding Screens

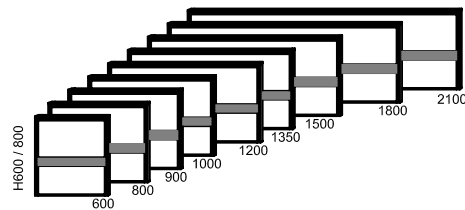
Panel's width has possibility of W450, 600, 750, 800, 900, 1000, 1200, 1350, 1500 & 1600mm



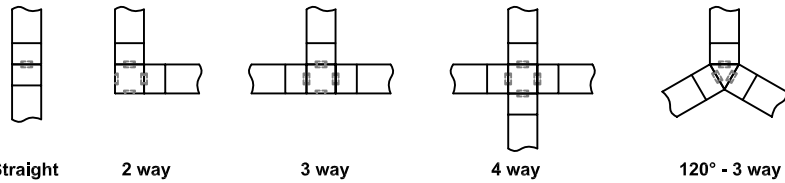
Suspended Screens with hanging rail



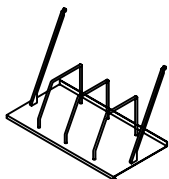
Suspended Screens with hanging rail & divider rail



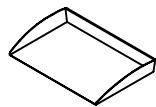
Suspended Screens with function wall top



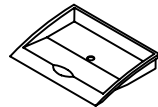
Accessories



Hanging Shelf



Metal Paper Tray

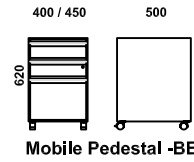


Plastic Paper Tray

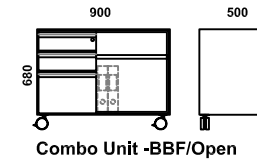


Pencil Holder

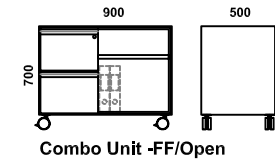
x_cargo storage



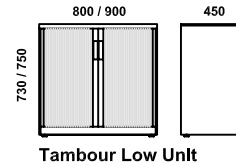
Mobile Pedestal -BBF



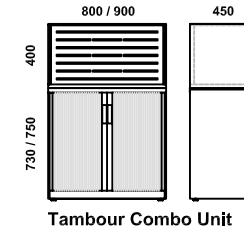
Combo Unit -BBF/Open



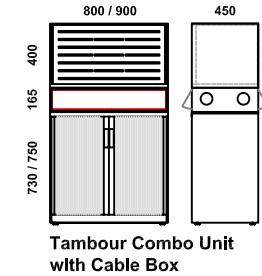
Combo Unit -FF/Open



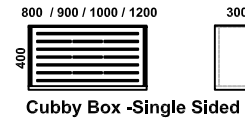
Tambour Low Unit



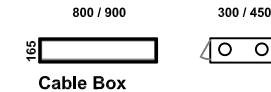
Tambour Combo Unit



Tambour Combo Unit with Cable Box



Cubby Box -Single Sided

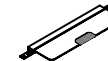


Cable Box

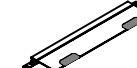
Power + Data reticulation



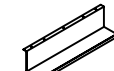
MFC cable hatch



450 cable hatch



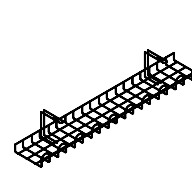
605 cable hatch



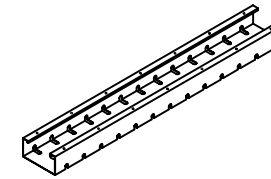
L-cable tray



wire snake



wire tray



cable tray for data slider channel